

Sue Law

The FA

play sport stay safe
enjoy and achieve






The FA's
Safeguarding
Journey 2000 -
2011


The FA Group

A green rectangular sign with rounded corners and a white border, mounted on two wooden posts. The sign features the text "The Beginning" in a large, white, sans-serif font. The background is a bright blue sky with scattered white clouds. The sign is tilted slightly to the right.

The Beginning

How do you ensure safeguards are in place in football with over 60,000 youth teams?





The FA is proud to have over 11,000 welfare officers in place across the game


The FA's three part strategy



Getting the right people involved – carrying out references and CRB checks



Creating a safe environment - codes of conduct, education and best practice



Promoting clear systems - to deal with any concerns - policy and procedures.

A photograph of a locker room. At the top, a wooden rack is mounted on a grey brick wall. A grey jacket hangs on the left, and a white shirt hangs on the right. Two dark hangers are also on the rack. Below the rack, a wooden bench is visible with several items of clothing, including orange, white, and green items, scattered on it.

The Safeguarding Team:

- **11 full time FA safeguarding staff**
- **50 CFA Welfare Officers**
(FA funded from 2008 – 2012)
- **Over 11,000 club and youth league welfare officers**
- **92 Pro clubs with designated lead officers**
- **Panels and advisory groups**



Successes

- Raised awareness
- Paid Welfare Officers
- No affiliation without a welfare officer



Embedding

Safeguarding

...

- Education programmes
- CRB checks

Collaborative working: providing support & guidance



Respect

Travel, Trips and Tournaments

Recommended Guidelines

(more adults are required when working with younger age groups)

- When taking a male group, there should always be a male member of staff and, of course, when you have a female group, there should always be female staff
- There should always be a qualified first aider and a full and up to date first aid box
- If any of the group have asthma or diabetes, ensure that appropriate club members are aware of how to deal with any situation
- Ensure you have the following insurance in place:
 - Public and civil liability
 - Personal accident
 - Breakdown cover (whether it's a car or mini bus)
 - Remember to let everyone know where and when to meet, this is needed for both home and away games

Other Important Considerations

- Holding a meeting with parents/carers at the start of the season, to explain your club philosophy, intro-staff, discuss club rules and your club code of conduct is very helpful. This is a great opportunity for parents/carers to express their concerns about the welfare of a child
- Ensure that anyone completing and signing consent forms is:
 - the parent or carer
 - at least 16 years old
 - able to sign for all WMs
 - What is the club's policy on consent forms?
 - Is there secure storage?

Essential planning - At the Start of the Season

It is likely that you will already put much of this in place but please ensure that your club has:

- a Safeguarding Children Policy
- a Policy and procedures for selecting/recruiting staff or volunteers
- an active Welfare Officer
- procedures for reporting concerns about the welfare of a child
- Codes of Conduct

Make Sure You Use the Following:

- Consent forms - make sure they are signed, returned and kept safely in line with data protection legislation
- If the group is aged over 6 years there should always be 2 adults and a minimum of 1 adult to 16 children

TheFA.com/Footballsafesafe

Let's make football safe - not sorry



Respect

Celebrating Football Through Photographs and Video

Recommended Guidelines

Potential risks

The FA has developed this guidance to help avoid the following:

- The inappropriate use, adaptation or copying of images for use on child abuse websites on the internet
- The identification of children when a photograph is accompanied by significant personal information that can lead a third party in identifying the child. This inappropriate circumstances which include:
 - The identification and location of children 'groomed' in domestic violence cases;
 - (ii) where restrictions on contact with one parent following a parental separation exist; e.g. in situations where a child may be a witness in criminal proceedings; or
 - (iv) other safeguarding children concerns.

It's important to remember the majority of images taken are appropriate and taken in good faith. If we take the following simple measures we can help to ensure the safety of children in football.

Common sense considerations to ensure everyone's safety

Do:

- Share the FA's guidance on taking images with all parents, carers and members when they join the club
- Ensure the club has parental consent to use a player's image if it is to be used in the public domain e.g. club website or newspaper article. This is essential in relation to point 3 below
- Ensure that any child in your club who is under care proceedings, is protected by ensuring that their image is not placed in the public domain. This can be done by using a Consent form, so that parents/carers can identify whether this applies to children in their care
- Focus on the activity rather than the individual
- Ensure all those featured are appropriately dressed (a minimum of vest or shirt and shorts)
- Aim to take pictures which respect the broad range of youngsters participating safely in football e.g. boys and girls, disabled people, ethnic minority communities.

Don't:


- Publish photographs with the full name(s) of the individual(s) featured unless you have written consent to do so and you have informed the parents as to how the image will be used
- Use player profile with information on website
- Use an image for something other than that which it was initially agreed, e.g. published in local press when initially produced for a club's own commemorative picture
- Allow images to be recorded in changing rooms, showers or toilets - this includes the use of mobile phones that record images.

Filming as a coaching aid

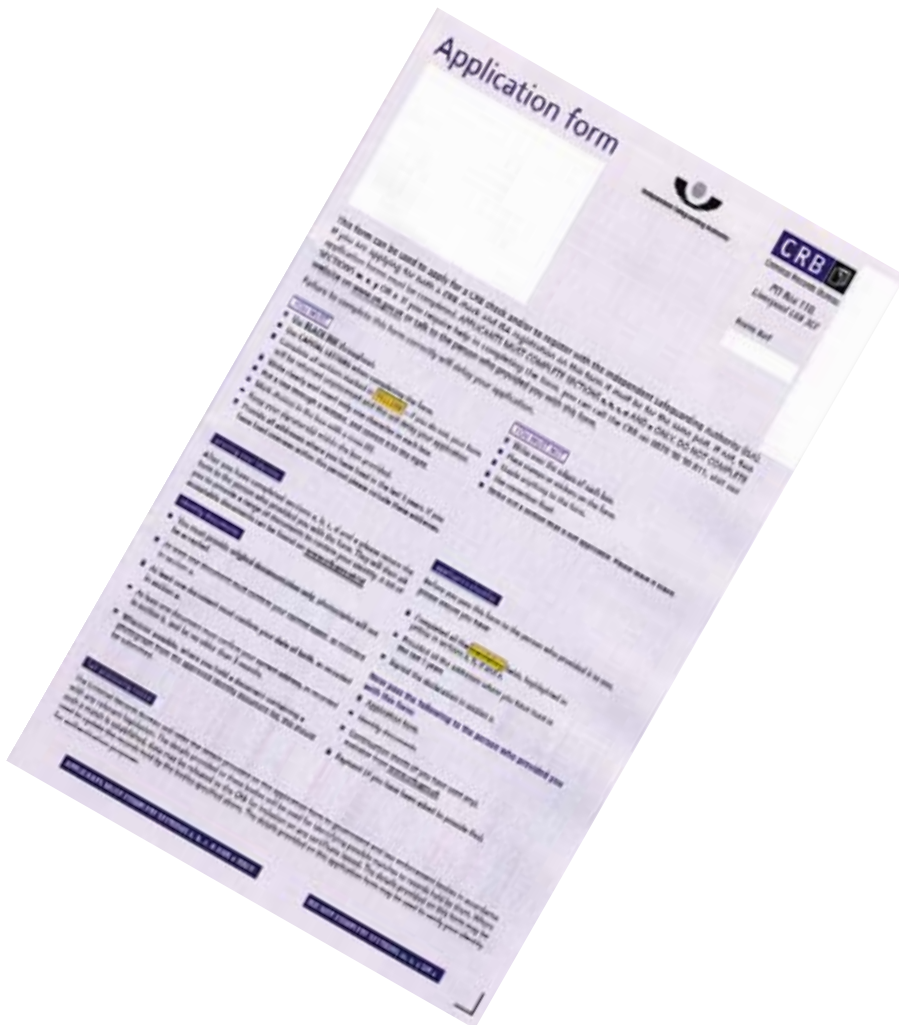
The FA advises that coaches using videography as a legitimate coaching aid should make parents/carers and players aware that this will be part of the coaching programme. Care should be taken when storing the videos.

TheFA.com/Footballsafesafe

Let's make football safe - not sorry



Working together... Protection of Freedoms Bill



Challenges



- Updating and staying current
- Consistent flow of referrals
- Impact of the protection of Freedoms Bill
- Long term funding of CFA WOs
- Ratio of CWOs / team
- Maintaining momentum and commitment



‘Working Together’
Keeping it
real...