

Mike  
TAKE

Mike  
TAKE

Mike  
TAKE

Mike  
TAKE

Mike  
TAKE

Mike  
TAKE

Mike  
TAKE

Mike  
TAKE

Mike  
TAKE

Mike  
TAKE

Headband 1



Mike  
TAKE

Mike  
TAKE

Mike  
TAKE

Mike  
TAKE

Mike  
TAKE

Mike  
TAKE

Mike  
TAKE

Mike  
TAKE

Mike  
TAKE

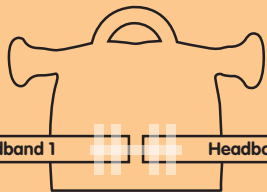
Mike  
TAKE

Headband 2

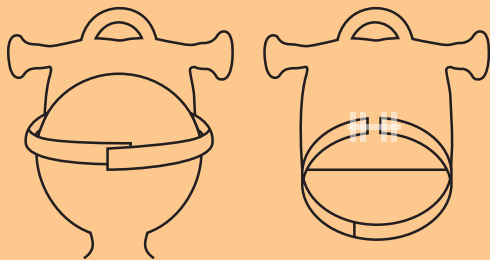


How to make your  
Pedal Push hat.


1. Print this sheet onto some thin card so there are enough hats for all the Pedal Push pals in your nursery.
2. Get all the children to colour in Mike.
3. Cut along the dotted line.



4. Cut headband 1 and 2 off the top of the sheet and attach to the back of Mike's face.



5. Size onto child's head and mark.
6. Trim the excess headband and tape into position.



pedal  
push

ChildLine

0800 1111

