

# FLOWER BEDS



A fun problem solving activity using spring flowers.

## What you will need (per pair)

- A copy of this sheet and the Garden Board sheet. **Please note:** these are A3 documents and need to be printed at 100%
- Numicon 4-, 5- and 6- shapes
- For extensions: Box of Numicon Shapes

## How to raise money

Parents and carers could make a donation to the NSPCC for children taking part.

## What to do


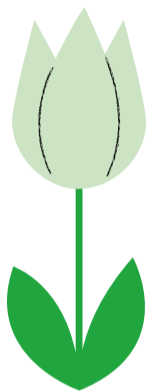
Share these instructions with children:

- In this activity the board sheet is your garden. The white space is your empty flower bed.
- You have light green tulips, red roses and light blue irises.
- Your job is to fill the flower bed by covering the board with just **one** type of flower. You can choose either tulips, roses or irises, using the Numicon Shapes shown.
- Which ones will fit the flower bed perfectly, and which will not?



## Extensions and questions

- Can you explain what you found out?
- What if you had to use exactly **two** different types of flower; how many ways can you find to do this?
- Make up some new flowers and decide which Numicon Shape they will be. Try to fill the flower bed using these Shapes. Which ones are possible?



Tulip



Rose



Iris



# GARDEN BOARD SHEET



## Flower bed

## Lawn

