

childhood day

mile 

Friday
7 June

Bing's cut out ears

Instructions

- Use the strip on the second page to cut out two headband pieces and stick the two ends together to form a long strip. Measure your Bingster's head for fit and then stick the two remaining ends together.
- Now, time to cut out and decorate your ears any way you like! You may wish to stick them on some card first, a cereal box will work well.
- Allow time for any glue, glitter or paint you may have used to dry.
- Stick the decorated ears on to the headband in desired position and then...

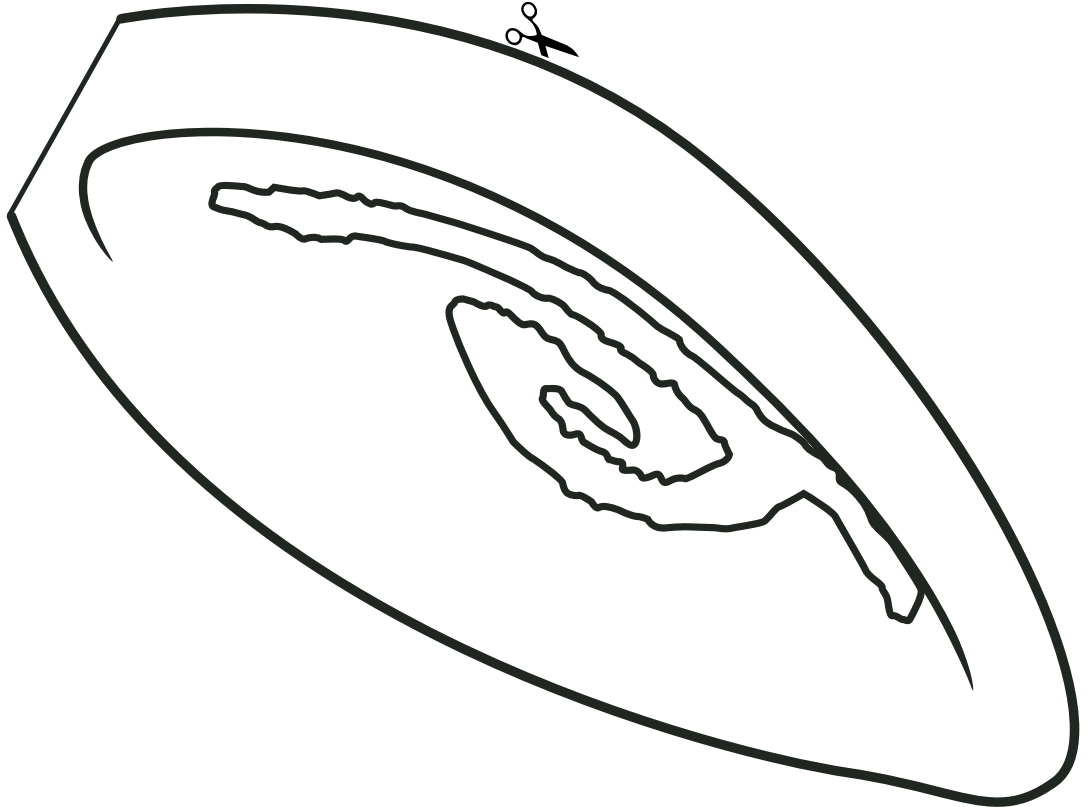
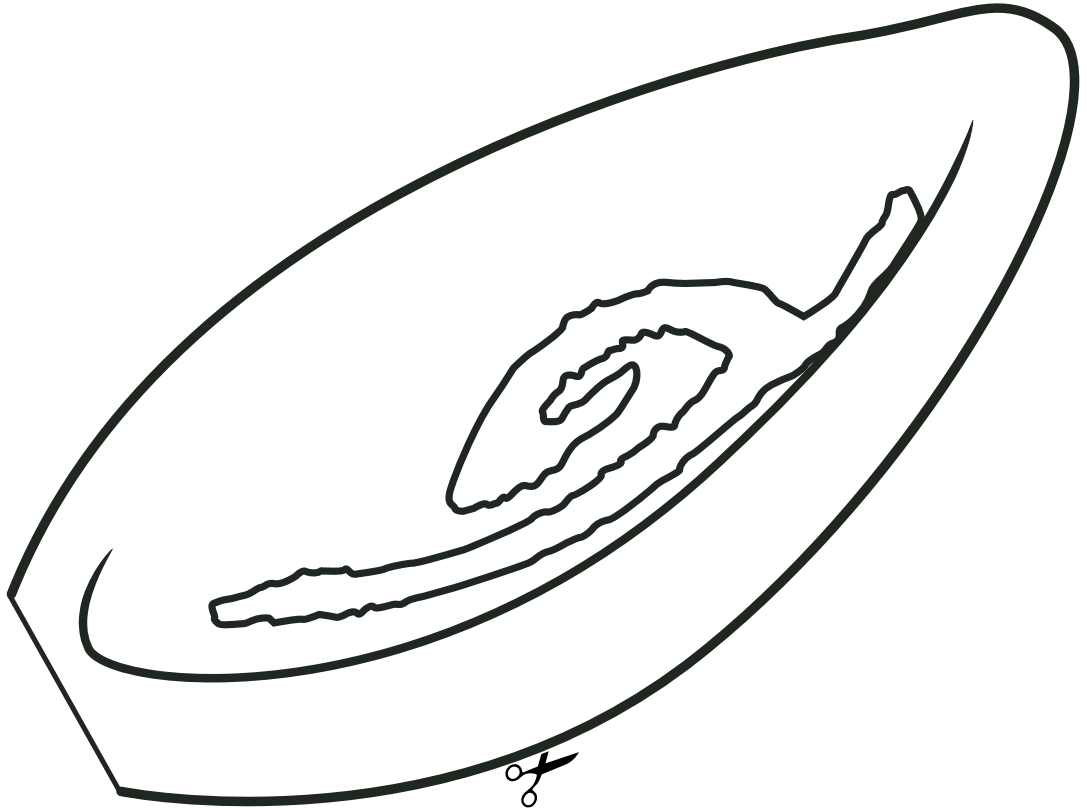

show us your ears!

Please use caution and your own good judgement about which steps Bingster can safely be involved in.



NSPCC





NSPCC

©NSPCC 2024. Registered charity England and Wales 216401. Scotland SC037717 and Jersey 384.



© 2024 Acamar Films Ltd.