




STAYING SAFE ONLINE-QUIZ




In pairs or in groups, have fun with this Online Safety quiz and see how many answers you can get right. There's a maximum of 52 points that can be scored!

1. How many of these app and game related logos can you identify?



STAYING SAFE ONLINE-QUIZ



2. How old do you have to be to use these apps and games?

- A. Facebook
- B. Instagram
- C. Snapchat
- D. Roblox
- E. WhatsApp

3. What should someone do if they're being bullied online? (Circle all the correct answers).


- A. There's nothing they can do, they will just need to put up with it
- B. Post mean things about the person bullying them so they know how it feels
- C. Report or block the person bullying them
- D. Threaten the person bullying them
- E. Talk to an adult they trust
- F. Keep a record of the bullying so they can show an adult they trust

4. To keep safe online, what information should you not post social media? (Circle all the correct answers).

- A. Your bank details
- B. What you've had for dinner
- C. Where you live
- D. Which school you go to
- E. Passwords
- F. A cartoon image as a profile picture instead of a photo

5. What should you think about before posting something online?

- A. Is everyone else in the photo or post happy for it to be shared online?
- B. Does the post have any personal information that I don't want everyone knowing?
- C. Would I be happy for this to be on the front page of a newspaper?
- D. Does it break any of the rules of the site that I'm posting on?
- E. Could it upset or offend someone who sees it?
- F. All of the above



STAYING SAFE ONLINE-QUIZ



6. If a friend has been asked by someone to send a nude or semi-nude picture of themselves, or if they're asked to do something on webcam that makes them feel uncomfortable, what could they do? (Circle all the correct answers).

- A. Tell the person they don't feel comfortable doing that
- B. Say no and tell them it's illegal
- C. Report and block the person
- D. Ask an adult for help
- E. Download the Zipit app, which has funny gifs that can be sent in response to a request
- F. All of the above

Read through the statements below and decide if they're true or false. Circle the answer you choose.

7. A friend meets someone online who tells them they are the same age. So it is safe to share personal information.

True

False

8. A friend is being bullied on a game, but there is nothing they can do. It is just something they have to put up with.

True

False

9. A friend shared a nude selfie with someone and it's been posted on the internet. Unfortunately, there is nothing they can do about it.

True

False

10. A friend wants to talk to Childline about something that's upset them. They have read online that it's confidential.


True

False

11. Describe three things your friends could do to stay safe when they're using the internet.

1.

2.



STAYING SAFE ONLINE-QUIZ



Teachers notes

Ask the children to get into pairs or groups. It is important that they do this activity in class. After the questions have been asked, the class teacher should go through the answers and supported commentary below, ensuring that the children understand how they can keep safe and know what they can do to get support.

- Games and apps are a great way to learn, relax and have fun. But it's important to be careful about what we do and share online to keep safe.
- Teachers could explore how children would feel if they see something inappropriate online. They might feel frightened, uncomfortable or scared or they may be prompted to copy the observed behaviour.
- All social media sites, apps and games have a minimum age. As well as the site's own minimum age, there are recommended ages on both Google Play and the Apple App store and all boxed consoles games are required to have a PEGI age rating. These age ratings help us to decide whether a game or site is appropriate, and tells us if there are things that could be upsetting or disturbing. However, please note that PEGI ratings for games do not highlight the risks of being able to communicate with other gamers which may lead to bullying or grooming. On most games, the settings can be changed to switch off chat or limit communication.
- If a young person is ever worried about something that's happened online, they should talk to a trusted adult or to Childline. The CEOP Report Abuse button can also be used to report abuse and grooming.

For more information on keeping children safe online visit nspcc.org.uk/onlinesafety

If you want to find out more about the top sites, apps and games that young people are playing go to www.net-aware.org.uk/ or download the free app.



STAYING SAFE ONLINE-QUIZ



Teachers notes

1. How many of these app and game related logos can you identify? (25 marks)



Facebook



FIFA Mobile Football




Snapchat



Instagram



YouTube



Roblox



PEGI 18 / 18+



FaceTime



WhatsApp



Report Abuse Button




Steam




ooVoo



Clash of Clans



Flipagram



Musical.ly



Pokémon GO



Skype



Minecraft



PEGI 16 / 16+



Omegle



Childline App



Pinterest



Twitter



Soundcloud



Twitch

STAYING SAFE ONLINE-QUIZ




2. How old do you have to be to use these apps and games? (5 marks)

- A. Facebook 13
- B. Instagram 13
- C. Snapchat 13
- D. Roblox 7
- E. WhatsApp 16

3. What should someone do if they're being bullied online? (3 marks)

- C. Report or block the person bullying them
- E. Talk to an adult they trust
- F. Keep a record of the bullying so they can show an adult they trust



Discussion

Tell the class: it might feel like there's nothing you could do, or that it's just part of playing that game or being on that site, but you shouldn't have to put up with it. It can feel tempting to respond to the person or write nasty things back, but this often just causes the situation to get worse. Instead, the best way to react is to report and block the person bullying you. You should also talk to someone you trust, like a parent, carer, teacher, or Childline. It's also a good idea to keep a record of the bullying, like a screen shot or screen grab. Ask the class to repeat and remember **'Don't delete, reply or meet'**.

4. To keep safe online, what information should you not post on social media? (4 marks)

- A. Your bank details
- C. Where you live
- D. Which school you go to
- E. Passwords

Discussion

Tell the class: it's also important that you change your security settings so that your location isn't shared and so that only friends can see what you post. But remember that what you post online could still be seen by people you don't know (for example, if friends are tagged in a photo, their friends might be able to see it also). Don't post anything online that you would not be happy for anyone to see. Ask the children to think about whether their post passes 'The Billboard Test' - would they be happy with it being shared on a billboard for everyone to see.


5. What should you think about before posting something online? (5 marks)

- F. All of the above

6. If a friend is asked to send a nude or semi-nude picture of themselves, or if they're asked to do something on webcam that makes them feel uncomfortable, what should they do? (5 marks)

- F. All of the above

STAYING SAFE ONLINE-QUIZ



Discussion

Tell the class: It's not OK if someone pressurises you into doing something you're not comfortable with. All children and young people have the right to say no. It's also illegal to have, share or send any sexual photos of someone who's under 18 – including images of yourself. Remember that you can lose control of an image once it's online, and it could be shared with others. To help, you could download the 'Childline Zipit app' to help deal with the situation by having access to responses if asked to share an image. Childline can also help you remove an image from the internet if it's been shared.

True or false:

7. A friend meets someone online who tells them they are the same age.
So it is safe to share personal information. (1 mark)

FALSE. Tell the class: it's important to remember that people are not always who they say they are online. Be careful not to share any personal information online. If a child receives an inappropriate image, film or message, they should tell an adult they trust. Ask children to repeat and remember: **Don't delete, reply or meet.**

8. A friend is being bullied on a online, but there is nothing they can do. It is just something they have to put up with. (1 mark)

FALSE. Tell the class: if someone is experiencing bullying on a online (ie cyber-bullying), that's not OK and it's not their fault. There are things they can do, such as reporting and blocking the person bullying them, and speaking to an adult they trust.

9. A friend shared a nude selfie with someone and it's been posted on the internet.
Unfortunately, there is nothing they can do about it. (1 mark)

FALSE. Tell the class: if someone is under 18 and an explicit or nude picture or video of them has been shared online, Childline can help them to get it removed. They will need to confirm their age and where they've seen the image or video. A young person could also report it by using the Report Abuse button.

10. A friend wants to talk to Childline about something that's upset them. He has read online that it's confidential. (1 mark)

TRUE. Tell the class: if someone contacts Childline, whatever they say will be between them and Childline. They can feel safe knowing that no one else will find out unless Childline are really worried about a child's safety. They may need to speak to others to keep a child safe.

11. Describe three things your friends could do to stay safe when they're using the internet. (2 marks for each answer - max 6)

(Answers could include: not sharing personal information, such as their full name; not sharing their location; only using sites that are appropriate for their age; blocking/reporting people who send them inappropriate messages and asking their parents, carers or teachers for help; checking and updating their security settings; not accepting friend requests from people they don't know; only posting things that they would be happy for anyone to see).

TOTAL MARKS AVAILABLE: 56