

Save the bees!

TEACHER'S NOTES



This is a fun way to practice times tables:

Pupils can practice:

- multiples of 2
- multiples of 10
- multiples of 5
- and another one of their choosing.

How to raise money:

Pupils are sponsored for every part of the bee's journey they manage to complete, eg £1 for each journey. Alternatively, parents and carers can make a donation.

What you'll need:

A copy of this worksheet for each child.

How to play:

1. From left to right, figure out the path that the bee must take to get across.
2. The numbers in the path must touch each other on one side of the hexagon.
3. Use a pen or pencil to mark a cross on each number in the path.

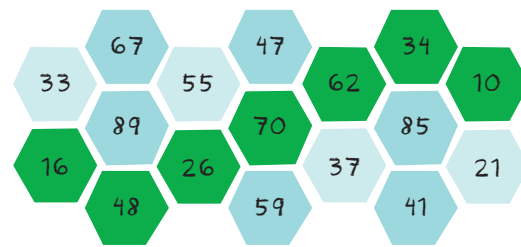
Extensions:

If you have laminated number cards, try setting this up outdoors and ask the children to be the bee.

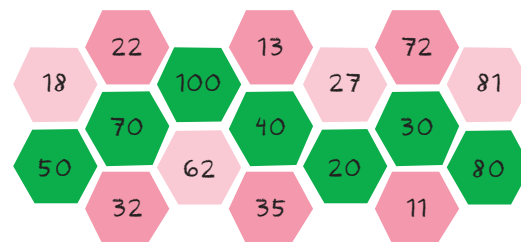
#numberday

Answers:

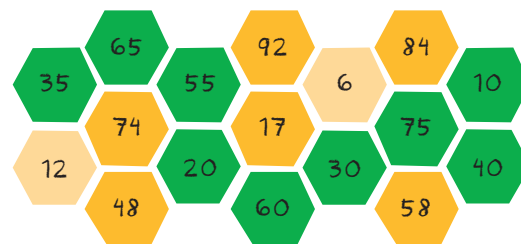
1. Help the bee get out to the flower meadow to pick up the pollen. She can only travel across **multiples of 2!**



2. Help the bee get to the apple orchard to drop off the pollen and pick up the nectar. She can only travel across **multiples of 10!**



3. Help the bee get back to the hive to turn the nectar into yummy honey. She can only travel across **multiples of 5!**




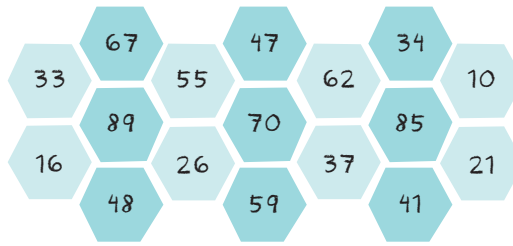
Save the bees!

PUPIL'S WORKSHEET


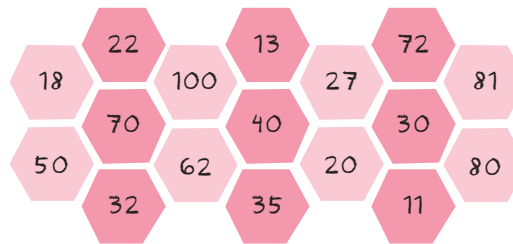


Can you help the bee find her way?

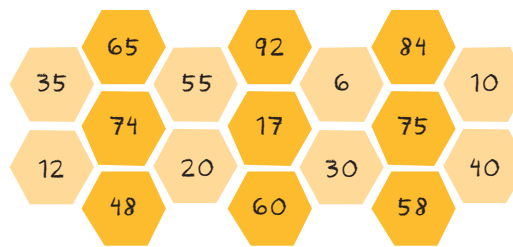

1. Help the bee get out to the flower meadow to pick up the pollen.
She can only travel across **multiples of 2!**



2. Help the bee get to the apple orchard to drop off the pollen and pick up the nectar.
She can only travel across **multiples of 10!**



3. Help the bee get back to the hive to turn the nectar into yummy honey.
She can only travel across **multiples of 5!**



4. Can you create your own honeycomb maze?

