

Shape



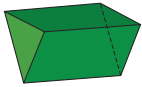
Let's practise:

1. Write the mathematical name of each 3-D shape.
Then write how many faces, edges and vertices each shape has.

Tag us online:

#numberday

a)



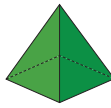
.....

faces

edges

vertices

b)



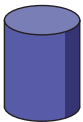
.....

faces

edges

vertices

2. Here is a shape.



- a) What is the mathematical name of the shape?

.....

- b) How many faces?

- c) How many curved surfaces?

Shape



3. Ron is describing a 3-D shape.

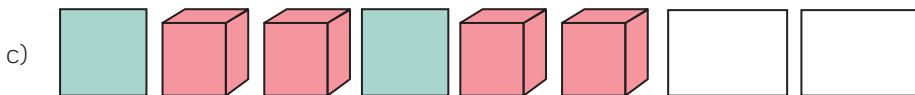

My shape has
zero faces, one curved
surface, zero edges and
zero vertices.




What shape is Ron describing?



4. Draw the next two shapes in each pattern.



5. Complete the symmetrical patterns.



Think it out

Find some examples of 3-D shapes around your home.

cube	<input type="checkbox"/>
cuboid	<input type="checkbox"/>
sphere	<input type="checkbox"/>
cone	<input type="checkbox"/>
cylinder	<input type="checkbox"/>
pyramid	<input type="checkbox"/>

Describe them to someone.



This shape is a ...
It has ... faces, ... edges and ...
vertices.



I can see that face on this 3-D shape
is the 2-D shape ...



Real world maths

Use paint and the faces of some 3-D shapes to make shape print patterns.

Ask an adult to help you.

What different patterns can you make?

Is your pattern
repeating or
symmetrical?



How did you find these questions?

