

Seeing number connections

WORKSHEET ONE



How to raise money:

Parents and carers can make a donation.

Activity:

1. Which plate has more?

.....

2. Which plate has fewer?

.....

3. Draw more cupcakes, so that each plate has an equal amount.

Ideas for teachers:

- Have ten shells, coins, plastic lids or small toys in a bag, ask your pupils to take a few out and place them into the Numicon Shape pattern and then you do the same. Look at each other's patterns, say the numbers they represent and take turns to say who has more and who has fewer. Place back in the bag and play a few times.

#numberday





Plate 1



Plate 2



5 years and under

Seeing number connections

WORKSHEET TWO



Activity:

1. Draw frogs for this adding story.
2. There were three frogs sitting on a log and two next to the pond. Three add two altogether makes...

.....

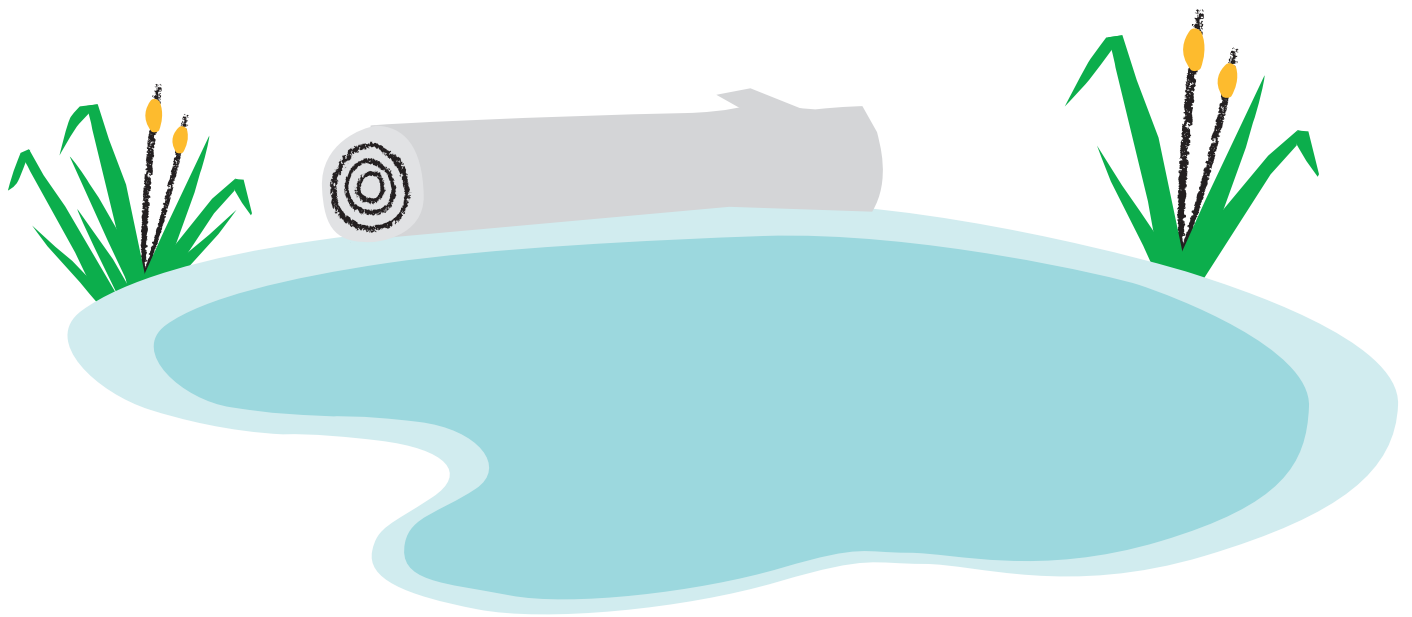

Ideas for teachers:

- Using teddies or toys act out some adding stories together.

For example, "Four cars in a line, along came another, altogether that makes five!"

"Two teddies sitting on the floor and four teddies sitting on the sofa, that makes six altogether."

#numberday



NSPCC

©NSPCC 2023. National Society for the Prevention of Cruelty to Children. Registered charity England and Wales 216401, Scotland SC037717 and Jersey 384. J20230084.

*Supported by



*Number Day is supported by Numicon and Oxford University Press, led by NSPCC.