

Ages 7-11

Staying Safe online – quiz




In pairs or in groups, have fun with this online safety quiz and see how many answers you can get right. There's a maximum of 50 points that can be scored!

Tag us online:

#numberday

1. How many of these app logos can you name?



©NSPCC 2023. National Society for the Prevention of Cruelty to Children. Registered charity England and Wales 216401, Scotland SC037717 and Jersey 384. Illustrations by Jamie Nash. J20230084.

All product and application logos depicted on this page are trademarks™ or registered® trademarks of their respective holders. The NSPCC does not own any of the trademarks and use of them does not imply any affiliation with or endorsement by their holders.

*Supported by



*Number Day is supported by Man AHL and Oxford University Press, led by NSPCC.

Staying Safe online – quiz



2. If a friend is worried about something that happened online, who could they talk to?
(Circle the correct answer).
- A. Parents or carers
 - B. A teacher
 - C. Childline
 - D. All of the above
3. PEGI give age ratings to video games. What are the PEGI age ratings for the following games?
- A. Minecraft
 - B. The Sims
 - C. FIFA
 - D. Fortnite
4. What should someone do if they're being bullied online? (Circle all the correct answers).
- A. Post mean things about the person bullying them so they know how it feels
 - B. Report or block the person bullying them
 - C. Threaten the person bullying them
 - D. Talk to an adult they trust
 - E. Don't delete it – show it to an adult they trust
5. To keep safe online, what information should you not post online?
(Circle all the correct answers).
- A. Your bank details
 - B. What you've had for dinner
 - C. Where you live
 - D. Which school you go to
 - E. Passwords
 - F. A cartoon image as a profile picture instead of a photo



Staying Safe online – quiz



Read through the statements below and decide if they're true or false.

6. A friend meets someone online who tells them they are the same age.
So it is safe for them to share personal information.

True

False

7. Someone is being mean to a friend on a game but there is nothing they can do.
It is just something they have to put up with.

True

False

8. Something has upset a friend. They would like help, but don't know who to talk to.
They can talk to Childline.

True

False

9. Give five examples of things you and your friends can do to stay safe when using the internet:


1.

2.

3.

4.

5.



THANK YOU FOR TAKING PART!



*Supported by



Staying Safe online – quiz



Teacher notes

Ask the children to get into pairs or groups. It is important that they do this activity with a member of teaching staff. After the questions have been asked, the class teacher should go through the answers and supported commentary below, ensuring that the children understand how they can keep safe and know what they can do to get support.

- Games and apps are a great way to learn, relax and have fun. But it's important to be careful about what we do and share online to keep safe.
- Teachers could explore how children would feel if they saw something inappropriate online. They might feel frightened, uncomfortable or scared, or they may be prompted to copy the observed behaviour.
- All social media sites, apps and games have a minimum age. As well as the site's own minimum age, there are recommended ages on both Google Play and the Apple App store, and all boxed consoles games are required to have a PEGI age rating. These age ratings help us to decide whether a game or site is appropriate, and tells us if there are things that could be upsetting or disturbing. However, please note that PEGI ratings for games do not highlight the risks of being able to communicate with other gamers which may lead to bullying or grooming. On most games, the settings can be changed to switch off chat or limit communication. More information can be found at [net-aware.org.uk/news/age-content-ratings-apps-games](https://www.net-aware.org.uk/news/age-content-ratings-apps-games)
- If a child is ever worried about something that's happened online, they should talk to a trusted adult or to Childline. The CEOP Report Abuse button can also be used to report abuse and grooming.

For more information on keeping children safe online, visit [nspcc.org.uk/onlinesafety](https://www.nspcc.org.uk/onlinesafety)

If you want to find out more about the top sites, apps and games that young people are playing, and the risks associated with them, go to [net-aware.org.uk](https://www.net-aware.org.uk)


1. How many of these app logos can you name? (2 marks for each correct answer, max 30 marks)



BBC Kids



FIFA Football



Kindle



YouTube Kids



Clash of Clans



Minecraft



MovieStar Planet



Roblox



Duolingo



Disney+



Toca Music House



Wizarding World



BBC Own It



LEGO Life



PopJam




*Supported by



Staying Safe online – quiz



2. If a friend is worried about something that happened online, who could they talk to? (1 mark)
- A. Parents or carers
 - B. A teacher
 - C. Childline
 - D. **All of the above (this could be a good opportunity to talk to children about who their trusted adults are, and the importance of speaking out to a trusted adult if they ever feel worried).**
3. PEGI give age ratings to video games. What are the PEGI age ratings for the following games? (4 marks)
- A. Minecraft 7
 - B. The Sims 12
 - C. FIFA 3
 - D. Fortnite 12
4. What should someone do if they're being bullied online? (3 marks)
- B. Report or block the person bullying them
 - D. Talk to an adult they trust
 - E. Don't delete it – show it to an adult they trust
5. To keep safe online, what personal information should you not post online? (4 marks)
- A. Your bank details
 - C. Where you live
 - D. Which school you go to
 - E. Passwords



Staying Safe online – quiz



True or false

6. A friend meets someone online who tells them they are the same age.
So it is safe for them to share personal information. (1 mark)

FALSE. Tell the class: it's important to remember that online, people are not always who they say they are. Be careful not to share any personal information online. If a child receives an inappropriate image, film or message, they should tell an adult they trust. Ask children to repeat **Remember: REPORT. Don't delete, reply or meet.**

7. Someone is being mean to a friend online but there is nothing they can do.
It is just something they have to put up with. (1 mark)

FALSE. Tell the class: if someone is experiencing bullying online (ie cyberbullying), that's not OK and it's not their fault. There are things they can do, such as reporting and blocking the person bullying them, and speaking to an adult they trust.

8. Something has upset a friend. They would like help, but don't know who to talk to. They can talk to Childline.
(1 mark)

TRUE. Tell the class: Children can talk to Childline about anything. No worry is too big or too small. If someone contacts Childline, whatever they say will be between them and Childline. They can feel safe knowing that no one else will find out unless Childline are really worried about a child's safety - then they may need to speak to others to ensure the child is kept safe.

9. Give five examples of things you and your friends can do to stay safe when using the internet.
(Up to 5 marks available)

Answers could include: not sharing personal information, such as their full name; not sharing their location; using websites, apps, and games that are appropriate for their age; blocking/reporting people who send them inappropriate messages; asking their parents, carers or teachers for help; checking and updating their security settings; not accepting friend requests from people they don't know; only posting things that they would be happy for anyone to see.

TOTAL MARKS AVAILABLE: 50

THANK YOU FOR TAKING PART!

NSPCC

*Supported by

